




# INDIAN SCHOOL AL WADI AL KABIR

## 6. More on Scratch Jr



***TEXTUAL EXERCISES***

***CHAPTER 6, CLASS II***

***2025-2026***

***By***

***Mrs. Rebecca Edwin***

***Dept. of Comp. Sci.***








## QUEST



Critical Thinking  
Technology Literacy

Match the following:

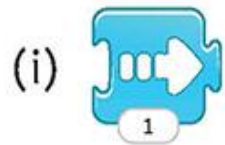
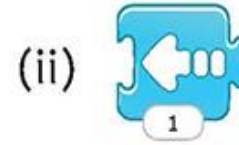
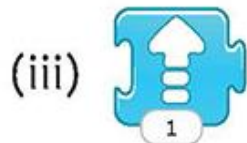
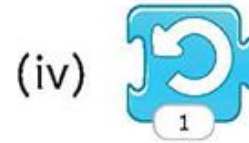
- |  |  |
|--|--|
| 1.    | i. plays a pop sound                               |
| 2.    | ii. start the script when the Green Flag is tapped |
| 3.    | iii. moves the character down                      |
| 4.   | iv. shows a specified message in speech bubble     |
| 5.  | v. pauses the script for specified time            |

## EXERCISE

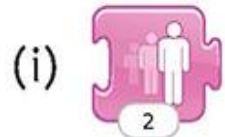
Page No. 60

### A. Tick (✓) the correct option.

1. Which of the following motion blocks is used to move the character up?

☐☐☒☐

2. Which of the following blocks is used to increase the character's size?

☒☐☐☐



3. Which of the following blocks pauses the script for specified amount of time?

(i)

☒

(ii)

☐

(iii)

☐

(iv)

☐

**B. State whether these statements are true or false.**

1. Stop block stops all the characters' scripts on the page.
2. Hide block fades out the character until it is invisible.
3. Show block hides the character until it is visible.
4. Move down block is used to move the character up.

True

True

False

False

C. Answer the following questions:

1. Which block is used to play a pop sound?

**Sound Block**

---

2. Name any one Events block.

**Start on Green Flag**

---

3. Which block rotates a character clockwise?

**Motion Block**

---



## FUN ZONE



Critical Thinking  
Information Literacy

Find and encircle the names of the four blocks in the Word Search.

W	S	Q	R	L	U
M	O	T	I	O	N
N	U	J	H	O	O
W	N	T	W	K	K
E	D	V	E	S	J
L	Y	I	J	S	B
E	V	E	N	T	S
C	E	Z	X	C	V

